



National Pediatric Readiness Project
Ensuring Emergency Care for All Children



EMSC
Emergency Medical Services for Children

The NPRP is funded in part by the HRSA EMSC Program

Oregon 2021 National Pediatric Readiness Regional Summary

Region: 9

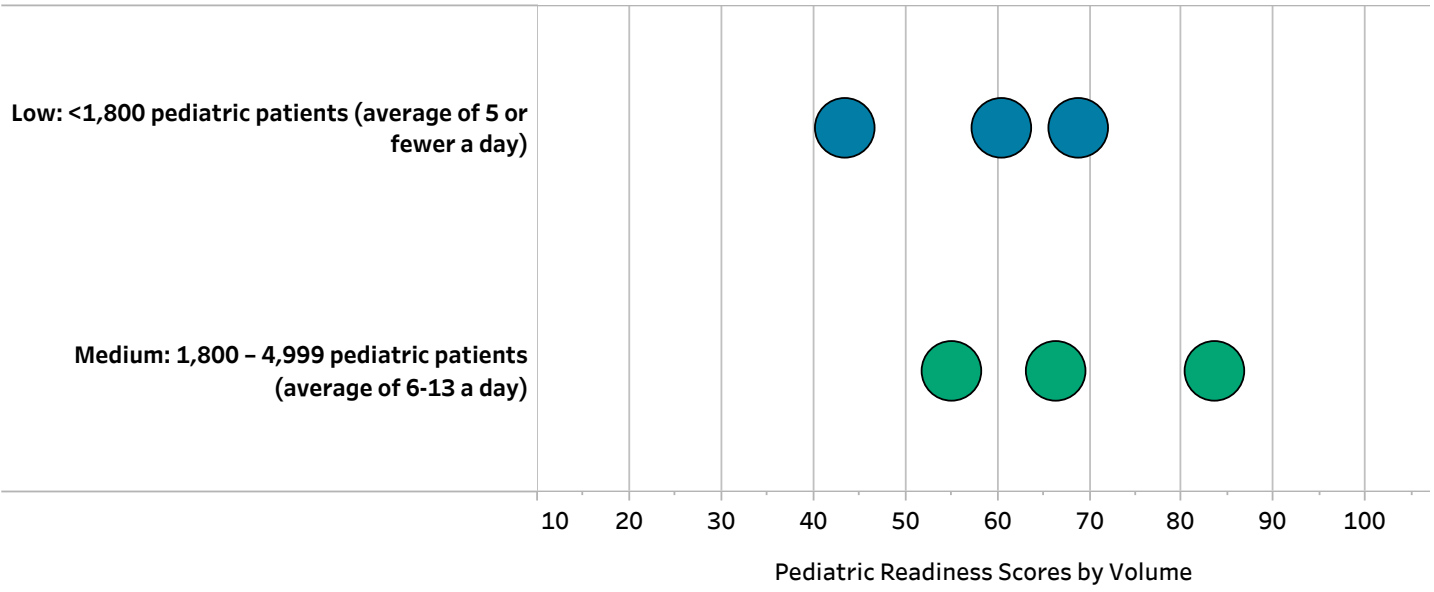
2021 Region 9 - Pediatric Readiness Response Rate

Numerator: 6
Denominator: 7
Response Rate: **86%**

The overall 2021 National Pediatric Readiness scores (based on the 2018 Joint Policy Guidelines) are not directly comparable with the 2013-14 state scores (based on the 2009 Joint Policy Guidelines). These were two unique assessments based on two different published sets of guidelines. Questions were added/removed and point values changed based on the new guidelines. Although the overall scores are not comparable, several individual questions remained the same and these components can be compared over time.

2021 Average REGIONAL Score	2021 Average State Score	2021 Median REGIONAL Score	2021 Median State Score
63	71	63	68
Regional AVERAGE Hospital Score out of 100 (n=6)	State AVERAGE Hospital Score out of 100 (n=50)	Regional MEDIAN Hospital Score out of 100 (n=6)	State MEDIAN Hospital Score out of 100 (n=50)

2021 Region 9 - Distribution of Scores by Volume

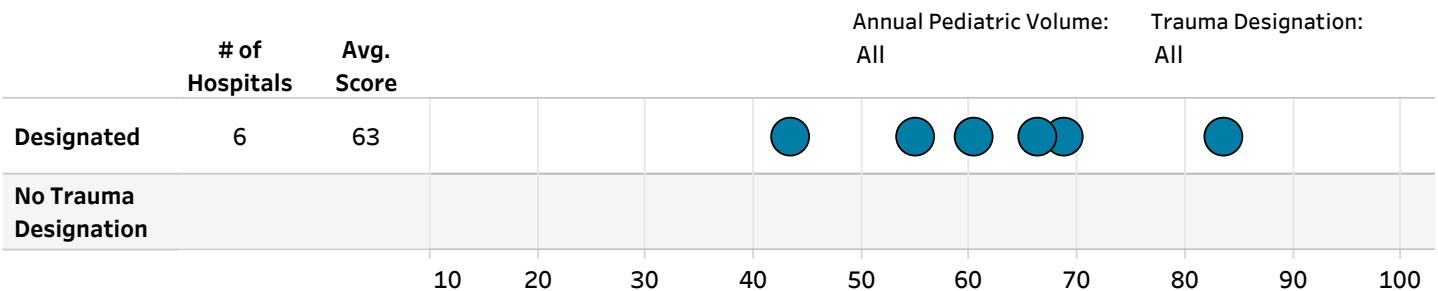


Breakdown of Region 9 Scores by Volume Type:

Annual Pediatric Volume	# of Hospitals	Avg. Score	Median Score	Min. Score	Max. Score
Low: <1,800 pediatric patients (average of 5 or fewer a day)	3	*	*	*	*
Medium: 1,800 – 4,999 pediatric patients (average of 6-13 a day)	3	*	*	*	*
Grand Total	6	63	63	43	84

*Indicates the number of EDs is less than 5 so scores cannot be displayed. This asterisk will be shown on the following pages when applicable.

Breakdown of Region 9 Scores by Trauma Designation



Region 9 - Average Scores By Section

Section	Missing Records	Avg Section Score	Section Score
Guidelines for Administration and Coordination of the ED for the Care of Children (19 pts)	0	3.2	19
Physicians, Nurses, and Other Health Care Providers Who Staff the ED (10 pts)	0	5.4	10
Guidelines QI/PI in the ED (7 pts)	0	1.9	7
Guidelines for Improving Pediatric Patient Safety in the ED (14 pts)	0	12.0	14
Guidelines for Policies, Procedures, and Protocols for the ED (17 pts)	0	8.3	17
Guidelines for Equipment, Supplies, and Medications for the Care of Pediatric Patients in the ED (33 pts)	0	32.1	33

NOTE: If there are missing values from any of the assessments (specifically from PDF assessments), they are shown in the "Missing Records" column. This indicates records that were missing scored questions and could not be included in the calculation of the average section score.

Analysis of Scored Questions in the Assessment by Section

The following analysis is grouped by the six main sections of the assessment. Each section has an average score shown on page 2. Under the section headings are the list of scored questions and a report of your regional performance with a comparison of your state's results from the most recent national assessment.



The KPI (Key Performance Indicator) is shown in the legend on your right in colors and shapes. These symbols are not punitive, rather an indicator of performance to help you quickly identify areas for quality improvement based on the 2021 results. Collaborate with stakeholders in your state/territory to identify areas to work on first.

The importance of having each of these items can be found in the "Importance Statements" document: <https://www.pedsready.org/docs/NPRP%20Gap%20Report%20Importance%20Statements.pdf>





KPI Legend:

-  100% of EDs Have Item
-  80 to 99% Have Item
-  60 to 79% Have Item
-  30 to 59% Have Item
-  29% or Less Have Item






Region 9 - Guidelines for Administration and Coordination of the ED for the Care of Children (19 points)

	KPI	Region Number of EDs that Have Item	Region Percent that Have Item	Oregon Percent that Have Item	Difference Between State and Region
Physician Coordinator		1/6	17%	36%	-19% ▼
Nurse Coordinator		1/6	17%	28%	-11% ▼








Region 9 - Physicians, Nurses, and Other Health Care Providers Who Staff the ED (10 points)

Physician Competency Evaluations		5/6	83%	68%	15% ▲
Physician Maintenance of Board Certification		3/6	50%	48%	2% ▲
Nurse Competency Evaluations		5/6	83%	96%	-13% ▼
Nurse Maintenance of Specialty Certification		0/6	0%	16%	-16% ▼





Region 9 - Guidelines QI/PI in the ED (7 points)

	KPI	Region Number of EDs that Have Item	Region Percent that Have Item	Oregon Percent that Have Item	Difference Between State and Region
Patient care-review process (chart review)		2/6	33%	48%	-15% ▼
Identification of quality indicators for children		1/6	17%	40%	-23% ▼
Collection and analysis of pediatric emergency care data		1/6	17%	44%	-27% ▼
Development of a plan for improvement in pediatric emergency care		2/6	33%	46%	-13% ▼
Re-evaluation of performance using outcomes-based measures		2/6	33%	36%	-3% ▼


Region 9 - Guidelines for Improving Pediatric Patient Safety in the ED (14 points)

Children seen in the ED weighed in kilograms (without conversion from pounds)		4/6	67%	84%	-17% ▼
Children's weights recorded in the ED medical record in kilograms only		4/6	67%	82%	-15% ▼
Temperature, heart rate, and respiratory rate recorded		5/6	83%	98%	-15% ▼
Blood pressure monitoring available based on severity of illness		6/6	100%	98%	2% ▲
Pulse oximetry monitoring available based on severity of illness		6/6	100%	100%	0% ▲
End tidal CO2 monitoring available based on severity of illness		6/6	100%	94%	6% ▲
Process in place for notification (manual or automated) of physicians when abnormal vital signs are found		6/6	100%	98%	2% ▲






Region 9 - Guidelines for Improving Pediatric Patient Safety in the ED (14 points)

	KPI	Region Number of EDs that Have Item	Region Percent that Have Item	Oregon Percent that Have Item	Difference Between State and Region
Process in place for the use of pre-calculated drug dosing in all children		5/6	83%	88%	-5% ▼
Process in place that allows for 24/7 access to interpreter services in the ED		6/6	100%	100%	0% ▲
Level of consciousness (e.g. AVPU or GCS) assessed in all children		3/6	50%	74%	-24% ▼
Level of pain assessed in all children		5/6	83%	98%	-15% ▼

Region 9 - Guidelines for Policies, Procedures, and Protocols for the ED (17 points)

Triage policy that specifically addresses ill and injured children		3/6	50%	66%	-16% ▼
Policy for pediatric patient assessment and reassessment		2/6	33%	70%	-37% ▼
Policy for immunization assessment and management of the under-immunized child		1/6	17%	42%	-25% ▼
Policy for child maltreatment		5/6	83%	92%	-9% ▼
Policy for death of the child in the ED		3/6	50%	66%	-16% ▼
Policy for reduced-dose radiation for CT and x-ray imaging based on pediatric age or weight		5/6	83%	78%	5% ▲
Policy for behavioral health issues for children of all ages		3/6	50%	72%	-22% ▼
Involving families and caregivers in patient care decision-making		3/6	50%	68%	-18% ▼
Involving families and caregivers in medication safety processes		3/6	50%	64%	-14% ▼

Region 9 - Guidelines for Policies, Procedures, and Protocols for the ED (17 points)

	KPI	Region Number of EDs that Have Item	Region Percent that Have Item	Oregon Percent that Have Item	Difference Between State and Region
Family and guardian presence during all aspects of emergency care, including resuscitation		3/6	50%	66%	-16% ▼
Education of the patient, family, and caregivers on treatment plan and disposition		3/6	50%	68%	-18% ▼
Bereavement counseling		2/6	33%	54%	-21% ▼
Disaster plan includes availability of medications, vaccines, equipment, supplies, and appropriately trained providers		1/6	17%	28%	-11% ▼
Disaster plan includes decontamination, isolation, and quarantine of families and children		2/6	33%	32%	1% ▲
Disaster plan includes minimization of parent-child separation and methods for reuniting separated children with their families		3/6	50%	34%	16% ▲
All disaster drills include pediatric patients		2/6	33%	20%	13% ▲
Disaster plan includes pediatric surge capacity for both injured and non-injured children		2/6	33%	34%	-1% ▼
Disaster plan includes access to behavioral health resources for children		1/6	17%	30%	-13% ▼
Disaster plan includes care of children with special health care needs		1/6	17%	22%	-5% ▼
Written inter-facility transfer guidelines		3/6	50%	66%	-16% ▼

Region 9 - Guidelines for Equipment, Supplies, and Medications for the Care of Pediatric Patients in the ED (33 points)

	KPI	Region Number of EDs that Have Item	Region Percent that Have Item	Oregon Percent that Have Item	Difference Between State and Region
All staff trained on the location of all pediatric equipment and medications	✓	6/6	100%	100%	0% ▲
Daily method used to verify the proper location and function of pediatric equipment and supplies	✓	6/6	100%	92%	8% ▲
Standardized chart or tool to estimate weight if resuscitation precludes the use of a weight scale (e.g., length-based tape)	✓	6/6	100%	100%	0% ▲
Neonatal blood pressure cuff	✓	6/6	100%	98%	2% ▲
Infant blood pressure cuff	✓	6/6	100%	98%	2% ▲
Child blood pressure cuff	✓	6/6	100%	100%	0% ▲
Defibrillator with pediatric and adult capabilities including pads and or paddles	✓	6/6	100%	98%	2% ▲
Pulse oximeter with pediatric and adult probes	✓	6/6	100%	100%	0% ▲
Continuous end-tidal CO2 monitoring device	✓	6/6	100%	98%	2% ▲
22 gauge catheter-over-the-needle	✓	6/6	100%	100%	0% ▲
24 gauge catheter-over-the-needle	✓	6/6	100%	100%	0% ▲
Pediatric intra-osseus needles	✓	6/6	100%	100%	0% ▲
IV administration sets with calibrated chambers or an infusion pump	✓	6/6	100%	100%	0% ▲

Region 9 - Guidelines for Equipment, Supplies, and Medications for the Care of Pediatric Patients in the ED (33 points)

	KPI	Region Number of EDs that Have Item	Region Percent that Have Item	Oregon Percent that Have Item	Difference Between State and Region
Endotracheal tubes: cuffed or uncuffed 2.5 mm	✓	6/6	100%	92%	8% ▲
Endotracheal tubes: cuffed or uncuffed 3.0 mm	✓	6/6	100%	98%	2% ▲
Endotracheal tubes: cuffed or uncuffed 3.5 mm	✓	6/6	100%	100%	0% ▲
Endotracheal tubes: cuffed or uncuffed 4.0 mm	✓	6/6	100%	100%	0% ▲
Endotracheal tubes: cuffed or uncuffed 4.5 mm	✓	6/6	100%	100%	0% ▲
Endotracheal tubes: cuffed or uncuffed 5.0 mm	✓	6/6	100%	100%	0% ▲
Endotracheal tubes: cuffed or uncuffed 5.5 mm	✓	6/6	100%	100%	0% ▲
Endotracheal tubes: cuffed 6.0 mm	✓	6/6	100%	100%	0% ▲
Laryngoscope blades: straight, size 0	●	5/6	83%	90%	-7% ▼
Laryngoscope blades: straight, size 1	✓	6/6	100%	98%	2% ▲
Laryngoscope blades: straight, size 2	✓	6/6	100%	100%	0% ▲
Laryngoscope blades: curved, size 2	✓	6/6	100%	98%	2% ▲
Pediatric-sized Magill forcep	▲	4/6	67%	88%	-21% ▼
Nasopharyngeal airways: infant-sized	▲	4/6	67%	84%	-17% ▼
Nasopharyngeal airways: child-sized	●	5/6	83%	94%	-11% ▼

Region 9 - Guidelines for Equipment, Supplies, and Medications for the Care of Pediatric Patients in the ED (33 points)

	KPI	Region Number of EDs that Have Item	Region Percent that Have Item	Oregon Percent that Have Item	Difference Between State and Region
Oropharyngeal airways: size 0 (50mm)	●	5/6	83%	96%	-13% ▼
Oropharyngeal airways: size 1 (60mm)	✓	6/6	100%	100%	0% ▲
Oropharyngeal airways: size 2 (70mm)	✓	6/6	100%	100%	0% ▲
Oropharyngeal airways: size 3 (80mm)	✓	6/6	100%	100%	0% ▲
Stylets for pediatric/infant-sized endotracheal tube	✓	6/6	100%	98%	2% ▲
Bag-mask device, self-inflating (infant/child)	✓	6/6	100%	98%	2% ▲
Masks (neonatal size) to fit bag-mask device	●	5/6	83%	96%	-13% ▼
Masks (infant size) to fit bag-mask device	✓	6/6	100%	100%	0% ▲
Masks (child size) to fit bag-mask device	✓	6/6	100%	100%	0% ▲
Simple oxygen face masks: standard infant	✓	6/6	100%	98%	2% ▲
Clear oxygen masks: standard child	●	5/6	83%	96%	-13% ▼
Non-rebreather masks: infant-sized	✓	6/6	100%	90%	10% ▲
Non-rebreather masks: child-sized	✓	6/6	100%	96%	4% ▲
Nasal cannulas: infant	✓	6/6	100%	90%	10% ▲
Nasal cannulas: child	✓	6/6	100%	100%	0% ▲
Suction catheters: at least one in range 6-8F	✓	6/6	100%	96%	4% ▲
Suction catheters: at least one in range 10-12F	✓	6/6	100%	100%	0% ▲
Supplies/kit for pediatric patients with difficult airways	✓	6/6	100%	92%	8% ▲